

TOUCHSCREEN KEYPAD 10"

INT-TSH 210



**Intelligence in touch.
Safety at your fingertips.**



Advanced touchscreen keypad

INT-TSH 210

is the largest and slimmest of SATEL's touchscreen keypads.

Designed for convenient operation of alarm systems and building automation, this device is compatible with INTEGRA, PERFECTA and VERSA control panels.

Functionality

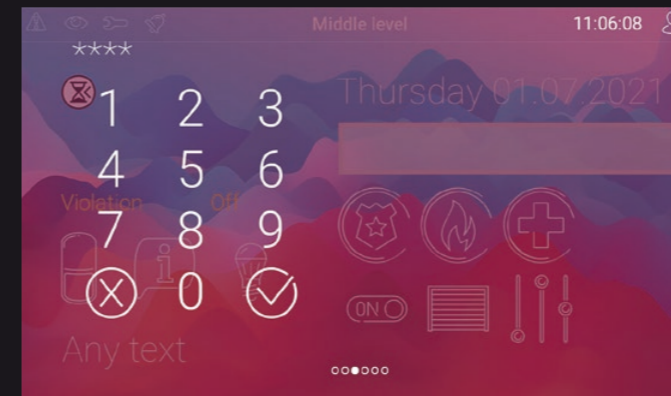
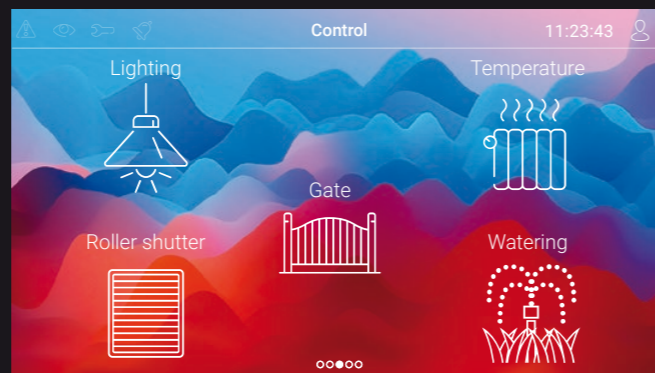


1. Alarm system management

Intuitive operation of all functions related to facility security

2. Building automation control

Control of lighting, blinds, heating and other connected devices



3. Multi-level authorisation

An additional layer of protection for key functions and commands




4. Event history and notifications

Full overview of alarms, troubles and other relevant information

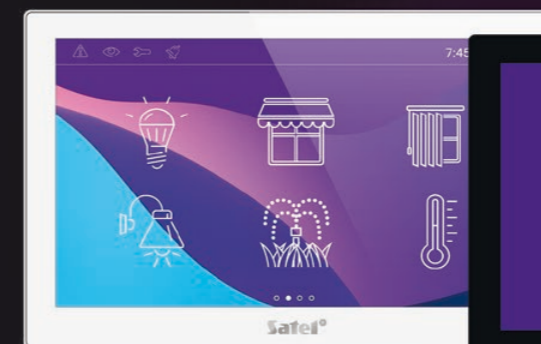
Smart home at its most advanced

INT-TSH210 can control devices compatible with the global KNX home automation standard*.

* Only with INTEGRA and INTEGRA Plus alarm control panels.



Technology and Design



251 mm width | 157 mm height | 18 mm diagonal



10" touchscreen with **optical bonding** technology



TFT display delivers high image quality and brings every detail to life




Glass panel protects the **screen against scratches** and gives it a premium look

Depth of colours



The INT-TSH210 keypad features a **TFT** display that offers excellent image quality, high contrast, and a rich palette of up to 16 million colours – more than the human eye can recognise.

The TFT (*Thin Film Transistor*) technology ensures fast response times, wide viewing angles, and high readability in various lighting conditions.



BENEFITS OF OPTICAL BONDING:

Fast and precise response to touch makes operating the keypad as smooth as using a smartphone

Bonded screen layers ensure higher resistance to mechanical damage, impacts and cracks

No air gap between the screen and the display prevents accumulation of dust and dirt

Lower glare and enhanced contrast guarantee clear screen visibility, even in strong daylight

The screen stays sharp and clear even at wide viewing angles, with no foggy effect


Vivid, true-to-life colors and exceptional image depth with minimal reflections

The perfect choice for your interior

Minimalist design that fits anywhere

With its slim design, the INT-TSH210 blends harmoniously into any space, adding a modern touch. It fits perfectly in homes and apartments as well as in offices and commercial premises.




Choose a colour matching your interior design:



INT-TSH210-B
classic black



INT-TSH210-W
modern white




Convenient installation

INT-TSH210 is a device designed for simple and visually pleasing installation. It can be installed in two ways: **directly on a flush-mount box** to keep the device as close to the wall as possible, or with a **special spacer** that makes it easier to run the wires and minimises interference with the wall during installation.



UPPER LEVEL

screensaver, photo frame



MIDDLE LEVEL

main screen
+ user screens (up to 8)
+ additional screens (up to 16)



BOTTOM LEVEL

user menu/service menu



Benefits of the multi-level menu

- The three menu levels (top, middle and bottom) facilitate navigation even in the most complex installations
- The multi-screen design simplifies control of individual system functions
- The option to upload customised facility maps showing the current status of individual devices




Swipe gesture support for smooth and intuitive navigation through the keypad menu

Convenience at every step:

- Option to upload custom notification sounds
- Every user screen can be customised
- Adjustable screen brightness with two modes (day and night) for comfortable use at any time of day

- The QWERTY on-screen keyboard facilitates searching through lists of partitions, zones and outputs, as well as entering usernames
- A terminal function for people who are accustomed to using traditional keypads
- Simplified system diagnostics with clear fault visualisation



Help when it matters most

In an emergency, there's no time to enter user codes. The INT-TSH210 offers a discreet and fast panic alarm function. Simply hold your finger on any part of the screen for 3 seconds. The installer can configure the alarm either as audible or silent alarm – perfect for situations where discretion is important and your system is monitored by a security agency.

Not only a keypad, but also a stylish addition to your interior

INT-TSH210 can serve as a modern photo frame, display a slideshow, or show a classy clock. With its personalisation options, the device gains a more personal and visually appealing character – becoming not only functional, but also visually appealing.

INT-TSH 210

Modern design, intuitive operation, complete control. Enjoy comfort and security in a single, elegant device.

Discover how INT-TSH210 can transform your home

Visit our website at satel.pl or contact an authorised SATEL partner today!

